Pavistamp®
Producing your dreams

SYSTEM

Pavicem

Technical Information

01 | ABOUT THE SYSTEM

02 | PRESCRIPTIONS

03 | TECHNICAL DATA SHEETS

- Pavicem Monocomponent
- Pavicem Thick Micro Mortar
- Pavicem Medium
- Pavicem Micro Cement
- Acrylcem
- Ecopox CEM Plus 3C
- Orfapol 50
- Orfapol plus transparent

04 | CERTIFICATIONS

05 | PERFORMANCE DECLARATION

FÁBRICA PAVISTAMP Pol. Ind. Catalunya Sud, 14 nº1 43500 Tortosa (Tarragona). España

Tel. +34 902 158 743 / +34 977 450 717
Fax. +34 977 450 031

pavistamp@pavistamp.com
www.pavistamp.com

ABOUT THE SYSTEM

Pavicem

Pavicem is a very versatile and modern microcement that has gained popularity in the world of interior design and architecture in recent years.

This coating offers a wide range of applications for those looking for a contemporary and durable look in their projects.

Pavicem products are composed of a mixture of cements, polymers and minerals. It is applied in thin layers on existing surfaces, such as floors, walls, countertops, stairs, furniture, etc. to create a smooth or textured finish.

Due to its composition and adhesion, it can be applied on ceramic surfaces without the need to remove it, avoiding unnecessary support preparation costs. If its support is stable, it does not require the application of mesh.

The color comes prepared to mix with acrylic, it is not necessary to tint or premix.

Pavicem can be supplied in its original version (two - component) or single-component.

PRESCRIPTION

Pavicem System

m2 CONTINUOUS MICROCEMENT COATING, 2 mm THICK.

Supply and formation of exterior or interior coating of approximately 2 mm thickness, by applying successive layers: two layers of **Pavicem Thick** (two-component base microcement for the regulation and stabilization of supports) from the company Pavistamp Compañía or similar according to D.F. two layers of **Pavicem** (two-component colored decorative microcement) from Pavistamp Compañía or similar according to D.F, the entire system is sealed with **Orfapol Plus** (solvent-based polyurethane) from Pavistamp Compañía or similar according to D.F. or **Orfapol 50** (water-based polyurethane) from Pavistamp Compañía or similar according to D.F. creating a highly wear-resistant protective seal following the manufacturer's instructions.

In areas with a high rate of humidity due to capillarity, treat the support with **Ecopox Cem Plus 3C with fiberglass mesh** (three-component mortar for regularizing supports and vapor barrier) from the company Pavistamp Compañía or similar according to D.F.

Concrete supports must be solid, dry (completely set if new construction 28 days), level, absorbent, not contaminated with oils, detergents, powders or other substances.



TECHNICAL DATA SHEETS

Pavicem System

- PAVICEM MONOCOMPONENT
- PAVICEM THICK MICRO MORTAR
- PAVICEM MEDIUM
- PAVICEM MICRO CEMENT
- ACRYLCEM
- ECOPOX CEM PLUS 3C
- ORFAPOL 50
- ORFAPOL PLUS TRANSPARENT

Pavicem Monocomponent

Renovation / Decoration of floors and facades

Special cement, selected arid, additives, resins and pigments.

Product

- Colored continuous pavement
- Without joints, deformable and flexible
- Waterproof and breathable
- Null wastage to abrasion
- Indoors and outdoors

Observations

- Do not incorporate no other additive to the mortar.
- Do not apply the mortar when there is a possibility of capillary rising dampness.
- On absorbent or porous surfaces moisten before applying the product.
- Treat the singular zones (fissures…) with glass fiber mesh.
- Do not apply over surfaces with humidity >4%.

Characteristics

- Mixture life: ±3 hours
- Open time: ±2 hours
- Maximum thickness per pass: 0.5- 1 mm
- Maximum thickness: 0.1 - 2 mm
- Dried to touch: 5-7 hours
- Commissioning (> 20ºC): ≥ 48 hours

** These times are contemplated at 20ºC, and they can oscillate depending on the ambient temperature.*

Performances (in the laboratory)

- Mixing water: 25-30% (according to grain size)
- Adherence EN- 1015/12: 0.98 N/mm2
- Water absorption: 0.004 g/cm2
- Abrasion wastage: 15,0 mm
- Frost-thaw with salts: 0.01 kg/cm2
- Slip resistance: Class 2-3 (depending on the finish)
- Slip resistance: Class 1 (indoors)
- Behavior against fire: A1 euroclass

*** These results are from standard essays, and they can oscillate depending on the workplace conditions.*

Applications

- Monocomponent microcement (thin, medium or thick) deformable colored microcement of high performance for the renovation and decoration of floors and facades.
- Fit for pedestrian and road traffic.
- Minimum thickness (1-2 mm)
- Without wastage
- Indoors and outdoors.

Supports

- Over concrete slab, terrazzo, marble, ceramic, wood, glass.

Finishes

- Smooth, textured or as paint.
- Venetian type, marbled, wood.

Recommendations

- Application temperatures 10ºC to 30ºC.
- In the case of damp or by capillary lift, use **Ecopox-cem plus 3C**.
- To avoid possible color changes, during mixing, always respect the same percentage of water.
- The percentage of water may vary depending on the beater used.
- To regulate the surface, use bonding bridge **Pavex-2C primer** or **Ecopox-cem plus 3C**.
- Respect the expansion and retraction joints.

Execution conditions

- The existing support has to be resistant, and its setting completed. It must contain no dust, paintings, oils…
- Base of mortar, concrete…must has its setting completed (≥ 28 days) and with humidity < 4 %.
- On old concrete, mill the surface layer and vacuum, apply 1 - 2 passes of hardener **Silicate** or **F-600**.
- In all cases on surfaces (concrete, ceramics, wood ...) open pore and apply 1-2 passes of **Pavex-2C primer** or **F-300 primer**.
- Once the surface is level and prepared, apply the micro cement "to zero" with the appropriate tool, until the desired thickness and effect are achieved.
- Between passes, sand, polish and vacuum irregularities to obtain the desired texture.
- Outdoors, do not apply with direct insolation, wind, rain risk or frost-thaw possibility.
- With low temperatures, avoid the mortar application in the following hours as it increases the efflorescence by carbonation appearance risk.

Pavicem Monocomponent

Renovation / Decoration of floors and facades

Usage way

- **Mixture ratio:**

  25-30% clean water and according to grain size.
  Mix during 5 minutes with the indicated whisk with low revolutions until obtaining a homogeneous mass, workable whitout lumpsand and let it rest for 2 minutes.

  Apply manually with the adequate trowel in coats with 0.5 mm maximun, until obtaining the desired effect.

  Once the surface is completely dry, <4% humidity, apply the curing resin **Orfapol-50** (water based).

  Optional: Orfapol colorless, porcelain effect and with humidity <4%.

Associated products

*Pavex 2C primer
*Pavicem microcement
*Orfapol-50
*Orfapol colorless
*Floor Self-leveling
*F-600
*Microspheres
*Silicate
*Ecopox-cem plus 3C

Packaging

Fine: 18 kg sack
Medium 25 kg sack
Thick: 25 kg sack

Colors

(Pavicem color chart)
56 color chart
(others on demand)

Consumption

0,2 - 0,4 kg/m2
(1 pass)

**These consumptions can oscillate depending on the support and coat number.*

Preservation

In drum: 2 years
In sack: 1 year
In original closed container, and sheltered from outdoor and humidity: 1 year

⚠ IMPORTANT

The observations and prescriptions of this technical sheet, even corresponding to our best experience, should be considered, in any case, purely indicative, and must be tested by exhaustive practical applications; Therefore, before using the product, whoever is going to do it must establish whether or not it is suitable for the intended use, and assumes any responsibility that may arise from its use. Once the product is handled or applied, the manufacturer will not assume any claim, nor will it be responsible for the form, mode and conditions of application.

Pavicem Thick Micro Mortar

For floor and wall preparation

Grey and white cement, arid in different grain sizes, additives and resins.



Product

- Preparation mortar to receive Pavicem micro cement.
- Pavements and facades.
- Without joints.
- Indoors and outdoors.

Observations

- Do not incorporate water and no other additive to the mortar.
- Do not apply **Pavicem micro mortar** with humidity capillary rising possibility.
- On absorbent or porous surfaces moisten before applying the product.
- Do not apply on surfaces with humidity >4%.
- Treat the singular zones (fissures…) with glass fiber mesh.

Characteristics

- Mixture life: ± 30 minutes
- Open time: ±15 minutes
- Maximum thickness: 0.1 - 2 mm
- Maximum thickness per layer: 0.5- 1 mm
- Dried to touch: from 2 to 4 hours
- Commissioning: 24-48 hours

** These times are contemplated at 20ºC and they can oscillate depending on the ambient temperature.*

Performances

- Adherence EN- 1015/12: 0.98 N/mm2
- Water absorption: 0.004 g/cm2
- Ice and thaw: 0.01 kg/cm2
- Behavior against fire: A1 euroclass

*** These results are from standard essays and they can oscillate depending on the workplace conditions.*

Enforcements

- Grey and white thick micro mortar for floor and wall preparation to receive the micro cement.
- Minimum thickness (0.1- 0.2 mm)
- Over concrete slab, porous concrete, marble, ceramic, wood
- Indoors and outdoors.

Supports

- Concrete, mortar, ceramic, marble, wood, plasterboard, tiled...

Finishes

- Preparation product.

Recommendations

- Application temperatures 10ºC to 30ºC.
- In the case of damp or by capillary lift, use **Ecopox-cem plus 3C**.
- Respect always the same percentage **Acrylcem** during the mixture.
- Do not add water to the product.
- Respect the expansion joints and retraction joints.

Execution conditions

- The existing support has to be resistant and its setting completed. It must contain no dust, paintings, oils…
- Base of mortar, concrete…must has its setting completed (≥ 28 days) and with humidity < 4 %.
- On old concrete, open the pore and aspirate, apply 1 2 passes of hardener **Silicate** or **F-600**.
- In all cases on surfaces (concrete, ceramic, wood ...) open pores and apply 1-2 passes of primer **Pavex-2C primer** or **F-300**.
- Once the surface is leveled and prepared, apply the micro cement "to zero" with the right tool, until you achieve the desired thickness and effect.
- Between layer and layer, sand and vacuum the irregularities to obtain the desired texture.
- Outdoors, do not apply with direct insolation, wind, rain risk or frost-thaw possibility.
- With low temperatures, avoid the mortar application in the following hours as it increases the efflorescence by carbonation appearance risk.

Pavicem Thick Micro Mortar

For floor and wall preparation

Usage way

Mixture ratio: 2 to 1

- 2 **Pavicem Thick** parts
- 1 **Acrylcem** part

Mix the 2 components during 5 minutes with the indicated whisk, with low revolutions until obtaining a homogeneous mass, workable and without lumps and let it rest for 2 minutes.

In normal conditions, a **Pavicem Thick** layer is enough to regularize the surface (over very irregular floors, apply **Floor self-leveling**).

Once the surface is regularized, apply micro cement until obtaining the desired effect.

Asociated product

*Pavex-2C primer
*Ecopox-cem plus 3C
*Micro cement
*Acrylcem
*Silicate
*F-600
*Floor self-leveling

Packaging

25-5 kg
25 kg drum
675 kg pallet (27 drums)

Colors

White and gray
(others on demand)

Consumption

(1 layer)
Pavicem thick: ±0,3 kg/m2
Acrylcem: ±0,15 kg/m2
*These consumptions can oscillate depending on the support and coat number.

Preservation

In original closed container (20ºC), and sheltered from outdoor and humidity: 2 years

IMPORTANT

The observations and prescriptions of this technical sheet, even corresponding to our best experience, should be considered, in any case, purely indicative, and must be tested by exhaustive practical applications; Therefore, before using the product, whoever is going to do it must establish whether or not it is suitable for the intended use, and assumes any responsibility that may arise from its use. Once the product is handled or applied, the manufacturer will not assume any claim, nor will it be responsible for the form, mode and conditions of application.

Pavicem Medium (0.6/0.25 mm)

For the renovation and decoration of floors and facades

Special cement, selected aggregates, additives, resins and pigments.

Product

- Colored continuous pavement
- Without joints, deformable and flexible
- Waterproof and breathable
- Null wastage to abrasion
- Indoors and outdoors

Observations

- Do not incorporate water and no other additive to the mortar.
- Do not apply **Pavicem medium** with humidity capillary rising possibility. On absorbent or porous surfaces moisten before applying the product.
- Treat the singular zones (fissures…) with glass fiber mesh.
- Do not apply over surfaces with humidity >4%.
- This product is not resistant to acids, aggressive cleaners, bleaches ..

Characteristics

- Mixture life: ±30 minutes
- Open time: ±15 minutes
- Maximum thickness: 0.1 - 2 mm
- Maximum thickness per layer: 0.5- 1 mm
- Dried to touch: 2-4 hours
- Commissioning (> 20ºC): ≥ 48 hours

** These times are contemplated at 20ºC, and they can oscillate depending on the ambient temperature.*

Performances

- Adherence EN- 1015/12: 0.98 N/mm2
- Water absorption: 0.004 g/cm2
- Abrasion wastage: ≤15mm
- Frost-thaw with salts: 0.01 kg/cm2
- Slip resistance: Class 2-3 (depending on the finish)
- Slip resistance: Class 1 (indoors)
- Behavior against fire: A1 euroclass

*** These results are from standard essays, and they can oscillate depending on the workplace conditions.*

Enforcements

- Colored deformable micro cement with high performances for floor renovation and decoration.
- Fit for pedestrian and road traffic
- Minimum thickness (1-2 mm)
- Without wastage
- Indoors and outdoors.

Supports

- Floors: On concrete slab, terrazzo, marble, ceramic, wood, glass.
- Walls: On **Revistamp sec**, **Revislant** (thermal insulation), conventional mortar, concrete, paint in good condition, plaster, plasterboard, wood, glass.

Finishes

- Smooth, rough, like painting.
- Venetian type, marbled, wood.

Recommendations

- Application temperatures 10ºC to 30ºC.
- In the case of damp or by capillary lift, use **Ecopox-cem plus 3C**.
- To avoid possible color changes, during mixing, always respect the same percentage of water.
- The percentage of water may vary depending on the beater used.
- Do not add water to the product
- To regulate the surface, use bonding bridge **Pavicem micro-mortar** or **Floor self-leveling.**
- Always respect the same percentage of **Acrylcem** during mixing.
- Do not add water to the product.

Execution Conditions

- The existing support must be resistant, and its setting completed. It must contain no dust, paintings, oils…
- Base of mortar, concrete…must has its setting completed (≥ 28 days) and with humidity < 4 %.
- On old concrete, mill the surface layer and vacuum, apply 1 - 2 passes of hardener **Silicate** or **F-600**.
- In all cases on surfaces (concrete, ceramic, wood…) open pore and apply 1-2 passes of primer **Pavex-2C primer** or **F-300** on walls.
- If necessary, apply a first coat **Pavicem micro mortar** to smooth the surface.
- Between passes, sand, polish, and vacuum irregularities to obtain the desired texture.
- Outdoors, do not apply with direct insolation, wind, rain risk or frost-thaw possibility.
- With low temperatures, avoid the mortar application in the following hours as it increases the efflorescence by carbonation appearance risk.

Pavicem Medium (0.6/0.25 mm)

For the renovation and decoration of floors and facades

Usage way

Mixing ratio: 2 to 1

- 2 parts powder
- 1 part **Acrylcem**

Mix the 2 Comp. for 5 minutes with the indicated mixer at low revolutions until obtaining a homogeneous, viable and lump free mass, let stand for 2 minutes.

Apply manually with the adequate trowel in coats with 0,5 mm maximun, until obtaining the desired effect.

Once the surface is completely dry, < 4 % humidity, apply the cured resin **Orfapol-50** (water base).

Optional: Orfapol colorless, porcelain effect and <4% humidity.

Associated products

*Pavicem micro-mortar
*Pavex-2C primer
*Silicate
*F-300
*Floor self-leveling
*Acrylcem
*Orfapol-50
*Orfapol colorless
*Microspheres
*Ecopox-cem plus 3C
*Silicate

Packaging

(15 - 5 kg)
15 kg drum
405 kg pallet (27 drums)

Color

56 color chart
(Others on demand)

Consumption

(1 layer)
Pavicem medium: ±0.2 kg/m2
Acrylcem: ±0,1 kg/m2
These consumptions can oscillate depending on the support and coat number.

Preservation

In original closed container (20ºC) and sheltered from outdoor and humidity: 2 years

⚠ IMPORTANT

The observations and prescriptions of this technical sheet, even corresponding to our best experience, should be considered, in any case, purely indicative, and must be tested by exhaustive practical applications; Therefore, before using the product, whoever is going to do it must establish whether or not it is suitable for the intended use, and assumes any responsibility that may arise from its use. Once the product is handled or applied, the manufacturer will not assume any claim, nor will it be responsible for the form, mode and conditions of application.

Pavicem Micro Cement

For floor renovation and decoration

Special cement, selected arid, additives, resins and pigments.

2 mm
THICKNESS



Observations

- Do not incorporate water and no other additive to the mortar.
- Do not apply **Pavicem** with humidity capillary rising possibility.
- On absorbent or porous surfaces moisten before applying the product.
- Treat the singular zones (fissures…) with glass fiber mesh.
- Do not apply over surfaces with humidity >4%.
- This product is not resistant to acids, aggressive cleaners, bleaches ...

Characteristics

- Mixture life: ±30 minutes
- Open time: ±15 minutes
- Maximum thickness: 0.1 - 2 mm
- Maximum thickness per layer: 0.5- 1 mm
- Dried to touch: 2-4 hours
- Commissioning (> 20ºC): ≥ 48 hours

* These times are contemplated at 20ºC and they can oscillate depending on the ambient temperature.

Performances

- Adherence EN-1015/12: 0.98 N/mm2
- Water absorption: 0.004 g/cm2
- Abrasion wastage: ≤15mm
- Frost-thaw with salts: 0.01 kg/cm2
- Slip resistance: Class 2-3 (depending on the finish)
- Slip resistance: Class 1 (indoors)
- Behavior against fire: A1 euroclass

*** These results are from standard essays, and they can oscillate depending on the workplace conditions.*

Enforcements

- Colored deformable micro cement with high performances for floor renovation and decoration.
- Fit for pedestrian and road traffic
- Minimum thickness (1-2 mm)
- Without wastage
- Indoors and outdoors.

Supports

- Over concrete slab, terrazzo, marble, ceramic, wood, glass.

Finishes

- Smooth, wrinkled, as it was a painting.
- Venetian type, marbled, wood...

Recommendations

- Application temperatures 10ºC to 30ºC.
- In case of humidities or capillary rising, use **Ecopox-cem plus 3C**.
- To regularize the surface use, **Pavicem micro-mortar** or **Floor self-leveling**
- Always respect the equal percentage of **Acrylcem** during the mixture.
- Do not add water to the product.
- Respect the expansion and retraction joints.

Execution conditions

- The existing support must be resistant, and its setting completed. It must contain no dust, paintings, oils…
- Base of mortar, concrete…must has its setting completed (≥ 28 days) and with humidity < 4 %.
- On old concrete, mill the surface layer and vacuum, apply 1 - 2 passes of hardener **Silicate** or **F-600**.
- In all cases on surfaces (concrete, ceramics, wood ...) open pore and apply 1-2 passes of **Pavex-2C** primer or **F-300 primer**.
- Once the surface is level and prepared, apply the micro cement “to zero” with the appropriate tool, until the desired thickness and effect are achieved.
- Between passes, sand, polish, and vacuum irregularities to obtain the desired texture.
- Outdoors, do not apply with direct insolation, wind, rain risk or frost-thaw possibility.
- With low temperatures, avoid the mortar application in the following hours as it increases the efflorescence by carbonation appearance risk.

Pavicem Micro Cement

For floor renovation and decoration

Usage way

Mixture ratio: 2 to 1.
* 2 **Pavicem** parts.
* 1 **Acrylcem** part.

Mix the 2 components for 5 minutes with the indicated mixer at low revolutions until obtaining a homogeneous viable and lump free mass, let stand for 2 minutes.

Apply manually with the adequate trowel in coats with 0.5 mm maximum, until obtaining the desired effect.

Once the surface is completely dry, < 4 % humidity, apply the cured resin **Orfapol- 50** (water base).

Opcional: Orfapol Colorless, porcelain effect and with humidity <4%.

Associated products

*Pavicem micro-mortar
*Pavex-2C primer
*Silicate
*F-300
*Floor self-leveling
*Acrylcem
*Orfapol-50
*Orfapol colorless
*Microspheres
*Ecopox-cem plus 3C
*Silicate

Packaging

(15 - 5 kg)
15 kg drum
405 kg pallet (27 drums)

Colors

56 colors chart
(others on demand)

Consumption

(1 layer)
Pavicem: ±0,2 kg/m2
Acrylcem: ±0,1 kg/m2

* These consumptions can oscillate depending on the support and coat number.

Preservation

In original closed container (20ºC) and sheltered from outdoor and humidity: 2 years

IMPORTANT

The observations and prescriptions of this technical sheet, even corresponding to our best experience, should be considered, in any case, purely indicative, and must be tested by exhaustive practical applications; Therefore, before using the product, whoever is going to do it must establish whether it is suitable for the intended use, and assumes any responsibility that may arise from its use. Once the product is handled or applied, the manufacturer will not assume any claim, nor will it be responsible for the form, mode and conditions of application.

Acrylcem

Component - B for micro cement

Component B in water base for the micro cement mixture.

Characteristics

- Mixture life: ± 60 minutes
- Opening time: ± 15 minutes
- Dry touch: 2 – 4 hours

** These times are contemplated with 20ºC and they can oscillate depending on the ambient temperature.*

Performances

- Density: 1.09 kg/l 25ºC
- Value PH: 8 – 10
- Viscosity (25ºC): 1500 - 2000
- Flashpoint: Not applicable
- Water base.

Enforcements

- For the dust micro cement mixture.
- Great resistance to ageing.
- Water base.
- Excellent behavior to abrasion.

Recomendations

- Application temperatures: 10 – 30ºC.
- Do not add water to the product.
- Respect always the same **Acrylcem** percentage in the mixture.

Acrylcem

Component - B for micro cement

Usage way

FLOOR–Facades
Mixture proportion: 2 to 1 (2 powder parts and 1 **Acrylcem** part).

Mix the 2 components during 5 minutes with the indicated low revolutions whisk, until obtaining an homogenous mass, workable and without lumps and let it rest for 2 minutes.

Associated products

*Micro cement
*Micro mortar

Packaging

5 and 20 liters drums
Component B for Pavicem micro cement

Appareance

Liquid

Preservation

In the closed original container and sheltered from outdoor and humidity: 1 year

IMPORTANT

The observations and prescriptions of this technical sheet, even corresponding to our best experience, should be considered, in any case, purely indicative, and must be tested by exhaustive practical applications; Therefore, before using the product, whoever is going to do it must establish whether or not it is suitable for the intended use, and assumes any responsibility that may arise from its use. Once the product is handled or applied, the manufacturer will not assume any claim, nor will it be responsible for the form, mode and conditions of application.

Ecopox CEM Plus 3C

Epoxy tricomponent mortar - Steam barrier (A+B+C)

Primer and vapor barrier for resin coatings

Description

Three-component product (A+B+C) based on epoxy resin modified with aluminized additives to make an osmotic barrier and / or waterproofing membrane.

Performances

- Specific weight: 1.50 ± -0.05 g / ml
- Residual dry: 90% by weight
- Flash point: not applicable

**These results are from standard tests and may vary depending on the conditions of commissioning.*

Uses

- Binding layer and regularization of concrete surfaces.
- Primer for resin coatings and floors in the presence of wet substrates.
- Vapor barrier on concrete walls, brick and / or stone.
- Stucco for sealing cracks and fissures.
- Primer for coatings on slabs.
- In interiors.

Supports

- The substrate must have a minimum mechanical strength at compression of 25 N / mm² and a tensile strength of 1.5 N / mm².

Stand preparation

- The surface of the support affected by moisture must be carefully cleaned by removing paint, plaster, salts, as well as residual cement, grease, chemicals, loose particles and coatings with poor mechanical anchorage.
- On mortars with drying > 28 days.

Technical data

Packaging	Pack A+B+C: 25 kg
Application temperature	10-30ºC y HR <75%
Consumption (A+B+C)	0,6 – 1 kg/m² (1 pass)
Color	Gray cement
Dosing components	A=100, B=50, C=100
Pot life (50% HR)	10°C: > 3hs 25°C: >2hs 35°C: >75min
Dry to touch (50% HR)	10°C: 20-24hs 25°C: 8-10hs 35°C: 4-6hs
Pedestrian traffic (50% U.R.)	>24 hours (25°C)
Adhesion to concrete	> 3,5 N/mm2,
Clenaning tool	Water
Conservation	* 6 months for component C. * 12 months for components A and B. Store in a dry place at a temperature between 5°C and 35°C and away from weather and humidity.

Ecopox CEM Plus 3C

Epoxy tricomponent mortar
Steam barrier (A+B+C)

Application

- Tri-component product: Join component **A** (Epoxy Resin) and component **B** (hardener) in the bucket, mixing with a whisk at low revolutions for approximately 2 minutes. Then add component **C** (special cement) and mix for 2 more minutes.
- Dilute with 15% by weight with clean fresh water and apply with a suitable trowel, the consumption is approximately 0.6 to 1 kg/m² for each application.
- Before proceeding with the coating, wait 24 hours (at 25°C and 50% relative humidity), check that the hygrometer is completely dry. In case of results indicating the presence of humidity, apply additional coats of **Ecopox-cem plus 3C**, until complete drying.

Usage way

Mix components **A + B** with a whisk at low speed for at least 2 minutes, add component **C** and mix for a further 2 minutes, until a perfect homogenization is achieved.

The application can be made with steel trowel, rubber...

Packaging

Pack A+B+C: 25 kg

Color

Gray cement

Consumption

0,6 – 1 kg/m² (1 pass)

Conservation

6 months for component C.
12 months for components A and B.
Store in a dry place at a temperature between 5°C and 35°C and away from weather and humidity.

IMPORTANT

The observations and prescriptions of this data sheet, although corresponding to our best experience, should be considered, in any case, purely indicative, and should be tested by exhaustive practical applications; therefore, before using the product, the user must establish whether or not it is suitable for the intended use, and assumes all liability that may arise from its use. Once the product has been handled or applied, the manufacturer shall not assume any claim whatsoever, nor any liability as to the manner, mode and conditions of application.

Orfapol 50®

Polyurethane water resin

Two components polyurethane resin in water base, with polyisocianate polymers and additives.



Product

- Excellent adherence.
- Highlights the color.
- Great resistance to abrasion.
- Indoors and outdoors.

Characteristics

- Over a completely clean, dry and without dust and grease base…
- Mixture proportion in parts:
  - **10 parts Component A
  - **1 part Component B
- Application temperatures: 10ºC and 25ºC.
- Relative humidity: <80%
- Over cement base with humidity < 4 %.
- Mixture life: 2 hours
- Opening time: 40-50 minutes
- Minimum drying time: 2 hours, maximum 24 hours.
- Avoid application with direct insolation, strong wind, rain risk, frost…
- Do not apply **Orfapol-50** with capillary rising humidity possibility.

** These times are contemplated with 20ºC and they can oscillate depending on the ambient temperature.*

Performances

- Density: 1,00 – 1,05 g/ml 25ºC
- Flashpoint: Not applicable
- Recommended diluting: Water

Enforcements

- Resin cured in water base for wall and floor protection.
- Waterproof and breathable.
- Excellent color highlighter.
- Does not get stained.
- Facilitate lower dirtiness retention.
- Indoors and outdoors.

Supports

- Concrete, mortar, wood, **Pavistamp floor**, Microcement.

Orfapol 50®

Polyurethane water resin

Usage way

Over a completely clean, dry and without dust and grease base…

With roller, pistol, airless. Sand the surface to facilitate the adhesion. Spill components **A+B** in the same recipient and mix carefully with mechanical shaker. Let it rest during 10 minutes.

Apply without overloading, waiting at least 45-60 minutes between layers. Avoid a too thick layer as it could delay the fnal characteristics product development (Through drying and water resistance).

t can be diluted to 100% with water.

Associated products

*Floors and walls

Packing

Silky – Matt: pack (A + B) of 5.5 and 11 kg packages
Bright: pack (A + B) of 5 kg

Colors

Standard: transparent
(others on demand)

Appareance

Silky – Matt – Bright

Consumption

±0.1 kg/m2 (5 kg= 50m2) y según soporte

Preservation

12 months from the fabrication date, in the closed original package and sheltered from outdoor and humidity.

IMPORTANT

The observations and prescriptions of this data sheet, although corresponding to our best experience, should be considered, in any case, purely indicative, and should be tested by exhaustive practical applications; therefore, before using the product, the user must establish whether or not it is suitable for the intended use, and assumes all liability that may arise from its use. Once the product has been handled or applied, the manufacturer shall not assume any claim whatsoever, nor any liability as to the manner, mode and conditions of application.

Orfapol plus transparent®

Solvent based aliphatic polyurethane paint (A+B)

Product based on aliphatic polyurethane resins (solvent base).

Product

- Good wear resistance
- No yellow
- Excellent resistance to UV rays
- Indoor and outdoor
- Painting of concrete pavements

Applications

- Painting of concrete pavements.
- Finishing for resin coatings.
- Anticorrosive treatment for structures in concrete and steel.
- Anti-dust impregnation of concrete constructions and their derivatives.
- Painting of workshops and battery depots
- Indoors and outdoors

Performances (25ºC)

- Humidity in the support: 0%
- Viscosity: 30-40 Mp (spindle 1, rpm 100)
- Specific weight: 0.95 ± 1.00 g / ml
- Point of inflammation: >100ºC
- Residue: 51% by weight
- Maximum relative humidity: 50%

**These results are from standard tests and may vary depending on the conditions of commissioning.*

Technical data

Packaging	Pack (A+B): 10 kg
Application temperature	10 - 30ºC and HR <60%
Consumption	0,1 – 0,15 kg/m² (1 pass)
Color	Transparent
Dosage (A+B+C)	Weight and volume: A=79 – B=21
Pot life (50% HR)	7ºC: >6 hs 25ºC: >3hs 35ºC: >2hs
Dry to the touch (50% HR)	7ºC: 24-28hs 25ºC: 8-10hs 3 5ºC: 3,5-5,5 hs
Repainting (50% H.R.)	12-36 hs (25ºC)
Maintenance and cleaning	With neutral detergents
Preservation	In original closed container (5-35ºC), protected from weather and humidity: 1 year. *Component B, sensitive to humidity.

Application

- Join the 2 components **(A+B)** and mix with low-speed mixer
- drill for 1 minute.
- Apply the mixture with roller or brush, approximate consumption: 0,01 – 0,15 kg / m2.
- To obtain a rough and non-slip surface, at the time of preparation of the 2 components, add between 5-10% quartz
- and 3-5% glass microspheres.
- In the case of coatings in continuous contact with acids, it will be necessary to over catalyze the system with a 30% increase in part **B** compared to standard dosages

Support preparation

- Concrete bottoms should be solid, dry, level, absorbent, non-contaminated with oils, detergents, powders, or other substances.
- On substrates with possibility of humidity by capillary lift, apply **Ecopox-cem plus 3C** (osmotic barrier).
- The type of mechanical preparation most convenient to apply (abrasive or sanding) should be evaluated.
- Existing voids and minor anomalies can be repaired with **Pavirapid** or **Pavex-2C mortar**.
- Slab pavements must be sanded or roughened until a completely opaque surface is obtained that must be treated with a primer of **Polyurethane Primer.**
- Resin coatings should be sanded vigorously, and dust residue should be removed.
- Metal surfaces must be mechanically cleaned and treated with a type of background: **Anti-Corrosive Primer**.

As finishing of resin coatings, it is necessary to proceed to the application verifying the coating time of the previously applied product.

Orfapol plus transparent®

Solvent based aliphatic polyurethane paint (A+B)

Usage way





Mix the components **A + B** with a whisk at low revolutions for at least 1 minute, until a perfect homogenization is achieved.

The application can be made with airless, brush, roller...

Between layers, at least a minimum of 4 hours and a maximum of 24 hours must pass. If this maximum is exceeded, a preliminary sanding of the surface will be carried out.

**If a light surface veil appears after drying, clean the surface with soap and water.*

Associated products

*Ecopox CEM plus 3C
*Pavirapid
*Pavex-2C mortar
*Microspheres
*Quartz

Packaging

Pack (A+B): 10 kg

Color

Transparent

Consumption

0,1 – 0,15 kg/m2 (1 pass)

Conservation

In closed original container (5-35 ° C), sheltered from the weather and humidity: 1 year

*Component B, sensitive to air humidity

IMPORTANT

The observations and prescriptions of this data sheet, although corresponding to our best experience, should be considered, in any case, purely indicative, and should be tested by exhaustive practical applications; therefore, before using the product, the user must establish whether or not it is suitable for the intended use, and assumes all liability that may arise from its use. Once the product has been handled or applied, the manufacturer shall not assume any claim whatsoever, nor any liability as to the manner, mode and conditions of application.

CERTIFICATIONS

Pavicem System

Applus certifies that the client's procedures comply with the most internationally recognized quality, social responsibility and environmental standards, as well as those standards most valued in its sector.

Campus UAB
Carretera acceso a la Facultad de Medicina, s/n
08193 Bellaterra (Barcelona)
T +34 93 567 20 00
F +34 93 567 20 01
www.applus.com

Applus+

Bellaterra	:	20 de Julio de 2009
Expediente número	:	09/667-1837
Referencia del peticionario	:	**CIA. ESPAÑOLA DE HORMIGONES ESTAMPADOS, S.L.** NIF: B43255306 Polígono Mas Roig, parcela 50 43896 L'ALDEA - TARRAGONA

INFORME DE ENSAYO

MATERIAL RECIBIDO:

En fecha 13 de julio de 2009, se ha recibido en Applus+CTC una baldosa cerámica, como soporte para el siguiente producto:

REVESTIMIENTO "PAVICEM PISCINA"	

ENSAYOS SOLICITADOS:

- Determinación de la absorción de agua por capilaridad de la cara vista, según los criterios básicos de la norma UNE-EN 13748-2:2004, aprt 5.8.
- Determinación de la resistencia a la abrasión, método del disco ancho, según los criterios básicos de la norma UNE-EN 13748-2, aprt. 5.6.1
- Determinación de la adhrencia según los criterios básicos de la norma UNE-EN 1015-12

FECHA DE REALIZACION DEL ENSAYO: Del 15/07/2009 al 20/07/2009.

RESULTADOS: Ver páginas adjuntas.

Juan Martínez Egea
Responsable de Materiales de Construcción
LGAI Technological Center S.A.

Miguel Ayala Morán
Técnico responsable
LGAI Technological Center S.A.

Los resultados especificados en este documento corresponden exclusivamente al material recibido en Applus+CTC y ensayado según las indicaciones que se presentan.

La reproducción del presente documento, sólo está autorizada si se hace en su totalidad

Applus

Expediente nº 09/667-1837	Página: 2
CIA. ESPAÑOLA DE HORMIGONES ESTAMPADOS, S.L.	REVESTIMIENTO "PAVICEM PISCINA"

RESULTADOS

Determinación de la absorción de agua por capilaridad de la cara vista, según criterios básicos de la norma UNE-EN 13748-2:

Baldosa nº	Absorción total de agua (%)	Absorción de agua por capilaridad por la cara vista en 24 (g/cm^2)
1	no aplica por la naturaleza de las probetas	0,003
2	no aplica por la naturaleza de las probetas	0,003
3	no aplica por la naturaleza de las probetas	0,003
Media	-	**0,003**

A modo orientativo, se indica que: Según la norma UNE-EN 13748-1:2005:

Se considera que la absorción de agua es aceptable cuando las baldosas cumplen con los siguientes requisitos:

- Ningún valor individual de la absorción total de agua debe ser mayor que el 8 % en masa. (no aplicaría)

- Ningún valor individual de la absorción de agua a través de la cara vista debe ser > 0,4 g/cm^2.

Determinación de la resistencia al desgaste por abrasión, método del disco ancho, según criterios básicos de la norma UNE-EN 13748-2:

Baldosa (Nº)	Desgaste (mm)	Valor superior (mm)
1	14,5	14,5
2	14,0	
3	14,0	

A modo orientativo, se indica que: Según la norma EN 13748-2:2004, el requisito de desgaste por abrasión será satisfactorio si ningún resultado individual supera los siguientes valores:

Clase	*Marcado*	*Desgaste individual por abrasión*
1	*F*	*Característica no medida*
2	*G*	*≤ 26 mm*
3	*H*	*≤ 23 mm*
4	*I*	*≤ 20 mm*

Según el complemento nacional UNE 127748-2:2006, se recomienda que las baldosas cumplan como mínimo con el requisito de la clase 2/marcado G.

Applus+

Expediente nº 09/667-1837	Página: 3
CIA. ESPAÑOLA DE HORMIGONES ESTAMPADOS, S.L.	REVESTIMIENTO "PAVICEM PISCINA"

Determinación de la adherencia según los criterios básicos de la norma UNE-EN 1015-12

Probeta nº	Tensión de rotura (N/mm²)	Tipo de fallo
1	0,97	50% rotura cohesiva, 50% rotura adhesiva
2	1,08	90% rotura adhesiva, 10% rotura cohesiva
3	0,92	50% rotura cohesiva, 50% rotura adhesiva
4	0,95	75% rotura adhesiva, 25% rotura cohesiva
5	0,98	90% rotura adhesiva, 10% rotura cohesiva
Media:	**0,98 N/mm²**	

Garantía de Calidad de Servicio

Applus+, garantiza que este trabajo se ha realizado dentro de lo exigido por nuestro Sistema de Calidad y Sostenibilidad, habiéndose cumplido las condiciones contractuales y la normativa legal.

En el marco de nuestro programa de mejora les agradecemos nos transmitan cualquier comentario que consideren oportuno, dirigiéndose al responsable que firma este escrito, o bien, al Director de Calidad de Applus+, en la dirección: satisfaccion.cliente@appluscorp.com

Campus UAB
Carretera acceso a la Facultad de Medicina, s/n
08193 Bellaterra (Barcelona)
T +34 93 567 20 00
F +34 93 567 20 01
www.applus.com

Applus+

Bellaterra	:	15 de Julio de 2009
Expediente número	:	09/663-1796
Referencia del peticionario	:	**CIA. ESPAÑOLA DE HORMIGONES ESTAMPADOS, S.L.** NIF: B43255306 Polígono Mas Roig, parcela 50 43896 L'ALDEA - TARRAGONA

INFORME DE ENSAYO

MATERIAL RECIBIDO:

En fecha 6 de julio de 2009, se ha recibido en Applus+CTC una baldosa cerámica, como soporte para el siguiente producto:

REVESTIMIENTO "PAVICEM FACHADAS"	

ENSAYOS SOLICITADOS:

- Determinación de la absorción de agua por capilaridad de la cara vista, según los criterios básicos de la norma UNE-EN 13748-2:2004 Apartado 5.8.
- Determinación de la adhrencia según los criterios básicos de la norma UNE-EN 1015-12

FECHA DE REALIZACIÓN DEL ENSAYO: Del 08/07/2009 al 13/07/2009.

RESULTADOS: Ver páginas adjuntas.

Juan Martínez Egea
Responsable de Materiales de Construcción
LGAI Technological Center S.A.

Miguel Ayala Morán
Técnico responsable
LGAI Technological Center S.A.

Los resultados especificados en este documento corresponden exclusivamente al material recibido en Applus+CTC y ensayado según las indicaciones que se presentan.

La reproducción del presente documento, sólo está autorizada si se hace en su totalidad

Applus+

Expediente nº 09/663-1796	Página: 2
CIA. ESPAÑOLA DE HORMIGONES ESTAMPADOS, S.L.	REVESTIMIENTO "PAVICEM FACHADAS"

RESULTADOS

Determinación de la absorción de agua por capilaridad de la cara vista, según criterios básicos de la norma UNE-EN 13748-2:

Baldosa nº	Absorción total de agua (%)	Absorción de agua por capilaridad por la cara vista en 24 (g/cm^2)
1	no aplica por la naturaleza de las probetas	0,008
2	no aplica por la naturaleza de las probetas	0,009
3	no aplica por la naturaleza de las probetas	0,006
Media	**-**	**0,008**

A modo orientativo, se indica que: Según la norma UNE-EN 13748-1:2005:

Se considera que la absorción de agua es aceptable cuando las baldosas cumplen con los siguientes requisitos:

- Ningún valor individual de la absorción total de agua debe ser mayor que el 8 % en masa. (no aplicaría)

- Ningún valor individual de la absorción de agua a través de la cara vista debe ser > 0,4 g/cm^2.

Determinación de la adherencia según los criterios básicos de la norma UNE-EN 1015-12

Probeta nº	Tensión de rotura (N/mm^2)	Tipo de fallo
1	1,94	75% rotura cohesiva, 25% rotura adhesiva
2	2,18	100% rotura cohesiva
3	2,08	75% rotura cohesiva, 25% rotura adhesiva
4	2,24	100% rotura cohesiva
5	2,38	100% rotura cohesiva
Media:	**2,16 N/mm^2**	

Garantía de Calidad de Servicio

Applus+, garantiza que este trabajo se ha realizado dentro de lo exigido por nuestro Sistema de Calidad y Sostenibilidad, habiéndose cumplido las condiciones contractuales y la normativa legal.

En el marco de nuestro programa de mejora les agradecemos nos transmitan cualquier comentario que consideren oportuno, dirigiéndose al responsable que firma este escrito, o bien, al Director de Calidad de Applus+, en la dirección: satisfaccion.cliente@appluscorp.com

Campus UAB
Carretera acceso a la Facultad de Medicina, s/n
08193 Bellaterra (Barcelona)
T +34 93 567 20 00
F +34 93 567 20 01
www.applus.com

Applus+

Bellaterra	:	01 de Septiembre de 2009
Expediente número	:	09/663-1795
Referencia del peticionario	:	**CIA. ESPAÑOLA DE HORMIGONES ESTAMPADOS, S.L.** NIF: B43255306 Polígono Mas Roig, parcela 50 43896 L'ALDEA - TARRAGONA

INFORME DE ENSAYO

MATERIAL RECIBIDO:

En fecha 6 de julio de 2009, se ha recibido en Applus+CTC una baldosa cerámica, como soporte para el siguiente producto:

REVESTIMIENTO "PAVICEM PAVIMENTOS-MICROMORTERO"	

ENSAYOS SOLICITADOS:

- Determinación de la absorción de agua por capilaridad de la cara vista, según los criterios básicos de la norma UNE-EN 13748-2:2004, aprt 5.8.
- Determinación de la resistencia a la abrasión, método del disco ancho, según los criterios básicos de la norma UNE-EN 13748-2, aprt. 5.6.1
- Determinación de la resistencia al deslizamiento con el péndulo TRRL NLT 175-1998, UNE-ENV 12633:2003 anexo A
- Determinación de la resistencia al hielo-deshielo con sales descongelantes, según los criterios básicos de la norma UNE-EN 13748-2, aprt. 5.9.

FECHA DE REALIZACIÓN DEL ENSAYO: Del 08/07/2009 al 21/08/2009.

RESULTADOS: Ver páginas adjuntas.

Juan Martínez Egea
Responsable de Materiales de Construcción
LGAI Technological Center S.A.

Miguel Ayala Morán
Técnico responsable
LGAI Technological Center S.A.

Los resultados especificados en este documento corresponden exclusivamente al material recibido en Applus+CTC y ensayado según las indicaciones que se presentan.

La reproducción del presente documento, sólo está autorizada si se hace en su totalidad

Applus

Expediente nº 09/663-1795	Página: 2
CIA. ESPAÑOLA DE HORMIGONES ESTAMPADOS, S.L.	REVESTIMIENTO "PAVICEM PAVIMENTOS MICROMORTERO"

RESULTADOS

Determinación de la absorción de agua por capilaridad de la cara vista, según criterios básicos de la norma UNE-EN 13748-2:

Baldosa nº	Absorción total de agua (%)	Absorción de agua por capilaridad por la cara vista en 24 (g/cm^2)
1	no aplica por la naturaleza de las probetas	0,005
2	no aplica por la naturaleza de las probetas	0,005
3	no aplica por la naturaleza de las probetas	0,002
Media	-	**0,004**

A modo orientativo, se indica que: Según la norma UNE-EN 13748-1:2005:

Se considera que la absorción de agua es aceptable cuando las baldosas cumplen con los siguientes requisitos:

- Ningún valor individual de la absorción total de agua debe ser mayor que el 8 % en masa. (no aplicaría)

- Ningún valor individual de la absorción de agua a través de la cara vista debe ser > 0,4 g/cm^2.

Determinación de la resistencia al desgaste por abrasión, método del disco ancho, según criterios básicos de la norma UNE-EN 13748-2:

Baldosa (Nº)	Desgaste (mm)	Valor superior (mm)
1	11,0	15,0
2	15,0	
3	14,5	

A modo orientativo, se indica que: Según la norma EN 13748-2:2004, el requisito de desgaste por abrasión será satisfactorio si ningún resultado individual supera los siguientes valores:

Clase	*Marcado*	*Desgaste individual por abrasión*
1	*F*	*Característica no medida*
2	*G*	*≤ 26 mm*
3	*H*	*≤ 23 mm*
4	*I*	*≤ 20 mm*

Según el complemento nacional UNE 127748-2:2006, se recomienda que las baldosas cumplan como mínimo con el requisito de la clase 2/marcado G.

Applus

Expediente nº 09/663-1795	Página: 3
CIA. ESPAÑOLA DE HORMIGONES ESTAMPADOS. S.L.	REVESTIMIENTO "PAVICEM PAVIMENTOS MICROMORTERO"

Determinación de la resistencia al hielo-deshielo con sales descongelantes, según criterios básicos de la norma 13748-2:

Probeta (nº)	Area superficie de ensayo (m^2)	Masa del material desprendido tras 28 ciclos (kg)	Pérdida de masa por unidad de área de la probeta (kg/m^2)
1	0,015625	0,0003	0,02
2	0,015625	0,0001	0,01
3	0,015625	0,0002	0,01
		Media	**0,01**
		Máximo individual	0,02

A modo orientativo, se indica que: Según la norma UNE-EN 13748-2:2004, las baldosas deben cumplir los siguientes requisitos:

Clase	*Marcado*	*Pérdida de masa después del ensayo hielo-deshielo con sales anticongelantes (Kg/m^2)*
1	*A*	*Característica no determinada*
2	*B*	*Característica no determinada*
3	*D*	*≤ 1,0 como media, ningún valor individual > 1,5 kg/m^2*

Fotografía de las probetas ensayadas tras los ciclos de hielo deshielo:



Applus+

Expediente nº 09/663-1795	Página: 4
CIA. ESPAÑOLA DE HORMIGONES ESTAMPADOS, S.L.	REVESTIMIENTO "PAVICEM PAVIMENTOS MICROMORTERO"

Determinación de la resistencia al resbalamiento de los pavimentos (USRV) :

Probeta (nº)	Valor medio USRV de cada probeta	Valor mínimo de la muestra
1	28	28
2	30	
3	28	
4	30	

El ensayo se ha realizado en húmedo, con el patín deslizante ancho sobre una superficie limpia de 126 mm..

NOTA INFORMATIVA:

Según el Código Técnico de la Edificación, Sección SU1 SEGURIDAD FRENTE AL RIESGO DE CAIDAS, efectuando el ensayo de resistencia al deslizamiento/resbalamiento de los pavimentos (USRV) con la superficie húmeda con abundante agua según indica la norma UNE-ENV 12633:2003, se dispone la siguiente clasificación:

Tabla 1.1; Clasificación de los suelos según su resbaladicidad		
Resistencia al deslizamiento R_d	Clase	Según el resultado de ensayo, la muestra podría clasificarse como clase 1
$R_d \leq 15$	0	
$15 < R_d \leq 35$	1	
$35 < R_d \leq 45$	2	
$R_d > 45$	3	

Tabla 1.2; Clase exigible a los suelos en función de su localización	
Localización y características del suelo	Clase
Zonas interiores secas :	
superficies con pendiente <6%	1
superficies con pendiente ≥6% y escaleras	2
Zonas interiores húmedas, tales como las entradas a los edificios desde el espacio exterior [1], terrazas cubiertas, vestuarios, baños, aseos, cocinas, etc.	
superficies con pendiente <6%	2
superficies con pendiente ≥6% y escaleras	3
Zonas exteriores. Piscinas [2]	3

[1] *Excepto cuando se trate de accesos directos a zonas de uso restringido.*

[2] *En zonas previstas para usuarios descalzos y en el fondo de los vasos, en las zonas en las que la profundidad no exceda de 1,5m.*

Garantía de Calidad de Servicio

Applus+, garantiza que este trabajo se ha realizado dentro de lo exigido por nuestro Sistema de Calidad y Sostenibilidad, habiéndose cumplido las condiciones contractuales y la normativa legal.

En el marco de nuestro programa de mejora les agradecemos nos transmitan cualquier comentario que consideren oportuno, dirigiéncose al responsable que firma este escrito, o bien, al Director de Calidad de Applus+, en la dirección: satisfaccion.cliente@appluscorp.com

CPF PERFORMANCE DECLARATION

Pavicem System

In accordance with the European Construction Products Regulation (RPC) No. 305/2011
Product nomenclature code: 3824400000

1 • Unique identification code of the type product: **Pavicem Monocomponent.**

2 • Type, batch or serial number or any other element that allows the identification of the construction product as established in article 11, section 4: **The date of manufacture and the name of the product appears printed on the packaging.**

3 • Intended use or uses of the construction product, in accordance with the applicable harmonized technical specification, as established by the manufacturer: **For the renovation/decoration of floors and facades.**

4 • Name and address of the manufacturer: **Cía. Española de Concretes Estampados, S.L. | Pol. Ind. Catalunya Sud 14-1, 43500 – Tortosa (Tarragona) Spain - www.pavistamp.com**

5 • Where applicable, name and contact address of the authorized representative whose mandate covers the tasks specified in Article 12(2): **Not applicable**

6 • System or systems for evaluating and verifying the constancy of the performance of the construction product as listed in Annex V: **Type 3 evaluation system**

7 • In the case of a declaration of performance relating to a construction product covered by a harmonized standard: **Factory production control (CPF) and initial type tests are carried out under system 3**

8 • In the case of a declaration of performance relating to a construction product for which a European technical assessment has been issued: **Not applicable**

9 • **Declared benefits:**

CHARACTERISTICS	TEST METHODS	BENEFITS	REQUIREMENTS
Adherence	Internal	0,90 N/mm2	EN-1015/12
Water absorption Floors Walls	 Internal Internal	 0,004 g/cm2 0,008 g/cm2	 UNE_EN 13748-2 UNE_EN 13748-2
Abrasion wear	Internal	≤21 mm	UNE_EN 13748-2
Freeze-thaw with salts	Internal	0,01 kg/cm2	UNE_EN 13748-2
Slip resistance	Internal	Class 1	UNE_EN 13748-2
Fire behavior	Internal	A1	Euroclass

10 • The performance of the product identified in point 1 and 2 is in accordance with the performance declared in point 9.

This declaration of performance is issued under the sole responsibility of the manufacturer Identified in point 4.

Signed by and on behalf of the Manufacturer:

Asunción Codorniu
Quality department

All information regarding conditions of use, instructions for use and storage can be found in the product Technical Sheet.

Last revision 14/02/2023

CPF PERFORMANCE DECLARATION

Pavicem System

In accordance with the European Construction Products Regulation (RPC) No. 305/2011
Product nomenclature code: 3824400000

1 • Unique identification code of the product type: **Coarse Pavicem (micro-mortar)**

2 • Type, batch or serial number or any other element that allows the identification of the construction product as established in article 11, section 4: **The date of manufacture and the name of the product appears printed on the packaging.**

3 • Intended use or uses of the construction product, in accordance with the applicable harmonized technical specification, as established by the manufacturer: **For the preparation of floors and walls.**

4 • Name and address of the manufacturer: **Cía. Española de Concretes Estampados, S.L. | Pol. Ind. Catalunya Sud 14-1, 43500 – Tortosa (Tarragona) Spain - www.pavistamp.com**

5 • Where applicable, name and contact address of the authorized representative whose mandate covers the tasks specified in Article 12(2): **Not applicable**

6 • System or systems for evaluating and verifying the constancy of the performance of the construction product as listed in Annex V: **Type 3 evaluation system**

7 • In the case of a declaration of performance relating to a construction product covered by a harmonized standard: **Factory production control (CPF) and initial type tests are carried out under system 3**

8 • In the case of a declaration of performance relating to a construction product for which a European technical assessment has been issued: **Not applicable**

9 • **Declared benefits:**

CHARACTERISTICS	TEST METHODS	BENEFITS	REQUIREMENTS
Adherence	Breaking stress	0´98 N/mm2	EN-1015/12
Water absorption	Capillarity	0,004 g/cm2	UNE-EN 13748-2
Abrasion wear	wide disc	≤15mm	UNE-EN 13748-2
Freeze-thaw with salts	Defrosters	0,01 kg/cm2	UNE-EN 13748-2
Fire behavior	Internal laboratory	A1	Euroclass
Hazardous substances	-	In compliance with EN 1504-2 par 5.3	According to product SDS

10 • The performance of the product identified in point 1 and 2 is in accordance with the performance declared in point 9.

This declaration of performance is issued under the sole responsibility of the manufacturer Identified in point 4.

Signed by and on behalf of the Manufacturer:

Asunción Codorniu
Quality department

All information regarding conditions of use, instructions for use and storage can be found in the product Technical Sheet.

Last revision: 14/02/2023

CPF PERFORMANCE DECLARATION

Pavicem System

In accordance with the European Construction Products Regulation (RPC) No. 305/2011
Product nomenclature code: 3824400000

1 • Unique identification code of the product type: **Pavicem Medium**

2 • Type, batch or serial number or any other element that allows the identification of the construction product as established in article 11, section 4: T**he date of manufacture and the name of the product appears printed on the packaging.**

3 • Intended use or uses of the construction product, in accordance with the applicable harmonized technical specification, as established by the manufacturer: **For the renovation / decoration of floors and facades**

4 • Name and address of the manufacturer: **Cía. Española de Concretes Estampados, S.L. | Pol. Ind. Catalunya Sud 14-1, 43500 – Tortosa (Tarragona) Spain - www.pavistamp.com**

5 • Where applicable, name and contact address of the authorized representative whose mandate covers the tasks specified in Article 12(2): **Not applicable**

6 • System or systems for evaluating and verifying the constancy of the performance of the construction product as listed in Annex V: **Type 3 evaluation system**

7 • In the case of a declaration of performance relating to a construction product covered by a harmonized standard: **Factory production control (CPF) and initial type tests are carried out under system 3**

8 • In the case of a declaration of performance relating to a construction product for which a European technical assessment has been issued: **Not applicable**

9 • **Declared benefits:**

CHARACTERISTICS	TEST METHODS	BENEFITS	REQUIREMENTS
Floor adhesion Wall adhesion	Breaking stress Breaking stress	0,98 N/mm2 2,16 N/mm2	UNE-EN-1015/12 UNE-EN-1015/12
Water absorption Floors Walls	Capillarity Capillarity wide disc	 0,004 g/cm2 0,008 g/cm2	 UNE_EN 13748-2 UNE_EN 13748-2
Abrasion wear (floors)	Defrosters	≤15 mm	UNE_EN 13748-2
Freeze-thaw with salts	15<Rd≤35	0,01 kg/cm2	UNE_EN 13748-2
Slip resistance ˝ ˝	According to finish	Class 1 Class 2-3	UNE_ENV 12633:2003 -
Fire behavior	-	A1	Euroclass

10 • The performance of the product identified in point 1 and 2 is in accordance with the performance declared in point 9.

This declaration of performance is issued under the sole responsibility of the manufacturer Identified in point 4.

Signed by and on behalf of the Manufacturer:

Asunción Codorniu
Quality department

All information regarding conditions of use, instructions for use and storage can be found in the product Technical Sheet.

Last revision: 14/02/2023

CPF PERFORMANCE DECLARATION

Pavicem System

In accordance with the European Construction Products Regulation (RPC) No. 305/2011
Product nomenclature code: 3824400000

1 • Unique identification code of the product type: **Pavicem Microcemento.**

2 • Type, batch or serial number or any other element that allows the identification of the construction product as established in article 11, section 4: **The date of manufacture and the name of the product appears printed on the packaging.**

3 • Intended use or uses of the construction product, in accordance with the applicable harmonized technical specification, as established by the manufacturer: **Floor renovation and decoration.**

4 • Name and address of the manufacturer: **Cía. Española de Concretes Estampados, S.L. | Pol. Ind. Catalunya Sud 14-1, 43500 – Tortosa (Tarragona) Spain - www.pavistamp.com**

5 • Where applicable, name and contact address of the authorized representative whose mandate covers the tasks specified in Article 12(2): **Not applicable**

6 • System or systems for evaluating and verifying the constancy of the performance of the construction product as listed in Annex V: **Type 3 evaluation system**

7 • In the case of a declaration of performance relating to a construction product covered by a harmonized standard: **Factory production control (CPF) and initial type tests are carried out under system 3**

8 • In the case of a declaration of performance relating to a construction product for which a European technical assessment has been issued: **Not applicable**

9 • **Declared benefits:**

CHARACTERISTICS	TEST METHODS	BENEFITS	REQUIREMENTS
Adherence	Breaking stress	0´98 N/mm2	EN-1015/12
Water absorption	Capillarity	0,016 g/cm2	UNE-EN 13748-2 It.5.8
Abrasion wear	Wide disc	≤15mm	UNE-EN 13748-2
Wear resistance	Bohome	25,7 cm3 / 50 cm2	UNE-EN 13892-3
Determination of wear	BCA	310 µm	UNE-EN 13892-4
Freeze-thaw with salts	Defrosters	0,01 kg/cm2	UNE-EN 13748-2
Slip resistance	USRV 39	Clase 2	UNE 41901
Fire behavior	-	A1	Euroclass
Hazardous substances	-	In compliance with EN 1504-2 par 5.3	According to product SDS

10 • The performance of the product identified in point 1 and 2 is in accordance with the performance declared in point 9.

This declaration of performance is issued under the sole responsibility of the manufacturer Identified in point 4.

Signed by and on behalf of the Manufacturer:

Asunción Codorniu
Quality department

All information regarding conditions of use, instructions for use and storage can be found in the product Technical Sheet.

Last revision: 14/02/2023